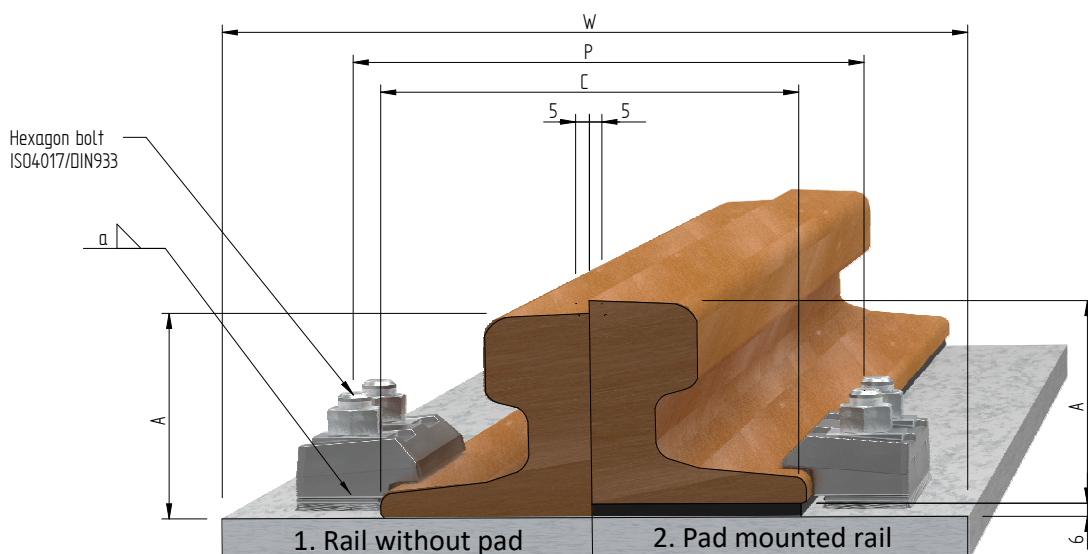


# Adjustable weldable doublerail clip WDM16



	Inside distance between baseplates			V	Rail base + 10	[mm]
	Distance between bolts M16			P	Rail base + 45	[mm]
	Minimum width sole plate			W	Rail base + 100	[mm]
	F [mm]	C [mm]	A [mm]	1. Rail without pad		2. Pad mounted rail
A75	200	75	85	WDM16 N20		WDM16 N14
A100	200	100	95	WDM16 N20		WDM16 N14
A120	220	120	105	WDM16 N16		WDM16 N10
MRS51	127	64	127	WDM16 N18		WDM16 N12
MRS67	132	76	146	WDM16 N18		WDM16 N12
ISCR70	120	70	120	WDM16 N20		WDM16 N14
ISCR80	130	80	130	WDM16 N20		WDM16 N14
ISCR100	150	100	150	WDM16 N18		WDM16 N12
ISCR120	170	120	170	WDM16 N16		WDM16 N10
QU70	120	70	120	WDM16 N20		WDM16 N14
QU80	130	80	130	WDM16 N20		WDM16 N14
QU100	150	100	150	WDM16 N18		WDM16 N12
QU120	170	120	170	WDM16 N16		WDM16 N10
49E1 (S49)	125	67	149	WDM16 N20		WDM16 N14
S54	125	67	154	WDM16 N20		WDM16 N14
46E3 (NP46)	120	72	142	WDM16 N20		WDM16 N14
50E2 (EB50T)	140	67	151	WDM16 N20		WDM16 N14
EB63	140	72	151	WDM16 N18		WDM16 N12
54E1 (UIC54)	140	70	159	WDM16 N20		WDM16 N14
60E1 (UIC60)	150	72	172	WDM16 N20		WDM16 N14

Specification Bolts		Fillet weld	Max side load [kN]	
Hexagon headscrew:	ISO4017 / DIN933	a4	200 [kN]	
Steel grade:	8.8 HDG			
Tightening torque:	200 [Nm]			

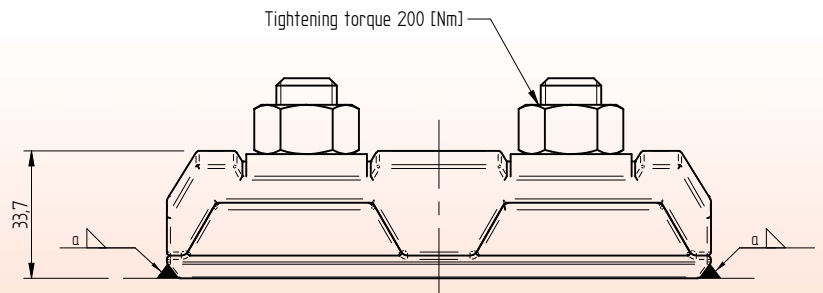
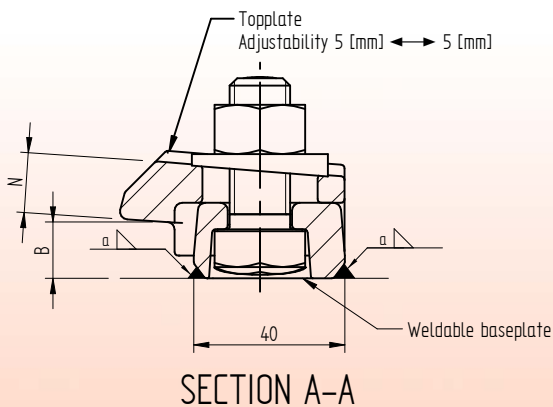
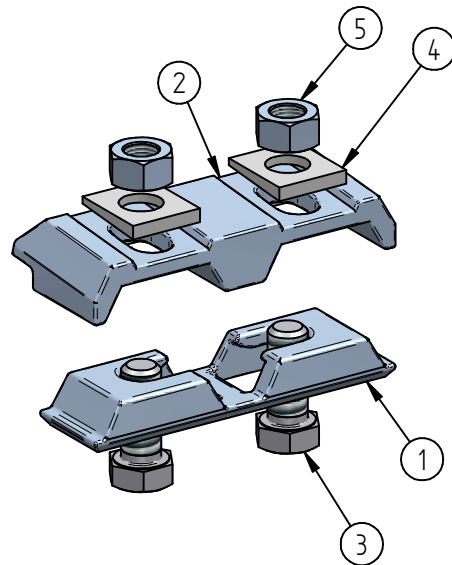
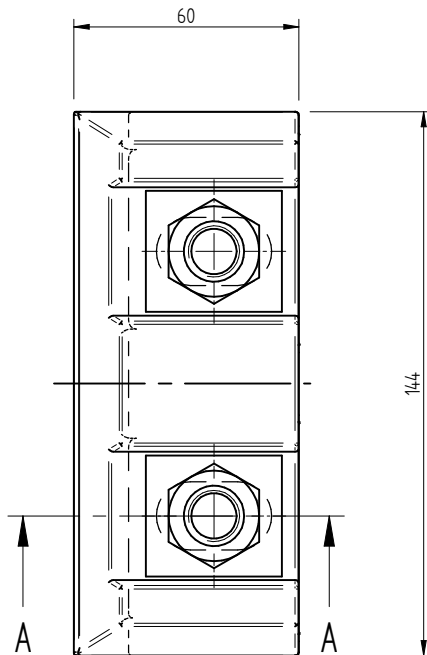


**BemoRail**

Debbemeerweg 59  
1749 DK Warmenhuizen  
The Netherlands

Tel.: +31 (0)226 425300  
Email: info@bemorail.nl  
www.bemorail.com

# Adjustable weldable double rail clip WDM16



\* Standard preservation is hot dip galvanized.  
Other preservation options in agreement

Name	N	B	Mass topplate
WDM16 N10	10,0 [mm]	21,0 [mm]	0,763 [kg]
WDM16 N12	12,0 [mm]	19,0 [mm]	0,791 [kg]
WDM16 N14	14,0 [mm]	17,0 [mm]	0,817 [kg]
WDM16 N16	16,0 [mm]	15,0 [mm]	0,841 [kg]
WDM16 N18	18,0 [mm]	13,0 [mm]	0,865 [kg]
WDM16 N20	20,0 [mm]	11,0 [mm]	0,887 [kg]

5	Hexagon nut	8 HDG.	M16	DIN 934	
4	Square taper washer	St. HDG.	M16	DIN 434	8%
3	Hexagon head screw	8.8 HDG.	M16x40	DIN 933	
2	Topplate weldable railclip WDM16	S235JR*	WDM16		m = table topplate
1	Baseplate weldable railclip	S355J0*	WDM16 H20 self coulered		m = 0,427 [kg]
Item	Discription	Material	Type / Dimensions	Norm	Comments